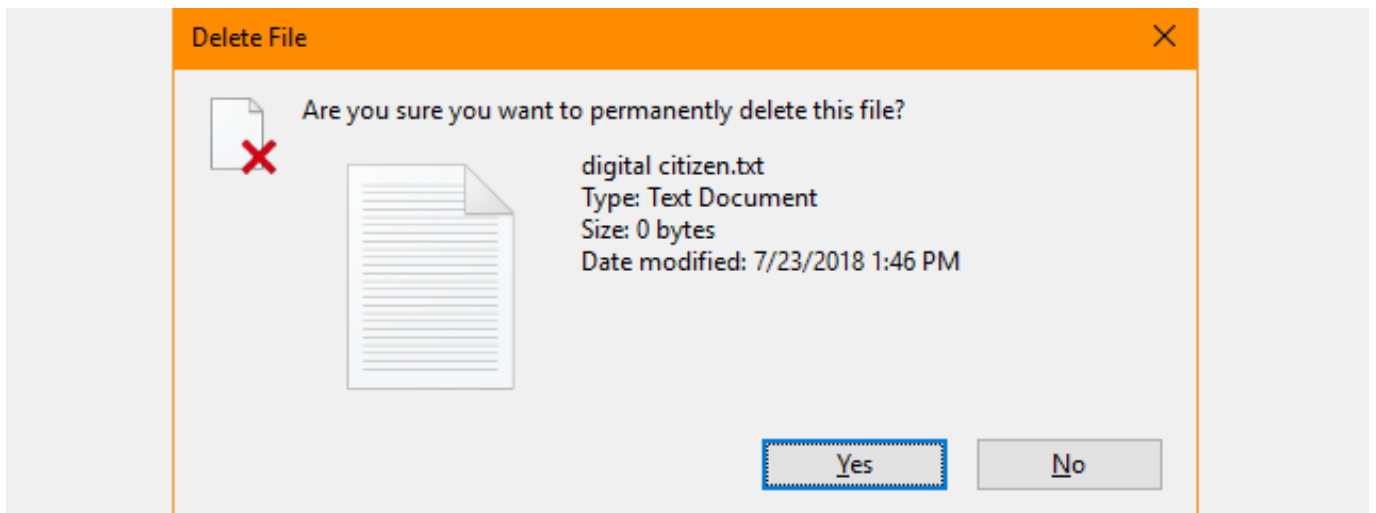







[EraserDrop – Drop Files Unto An Icon To Erase Securely](#)



[EraserDrop – Drop Files Unto An Icon To Erase Securely](#)

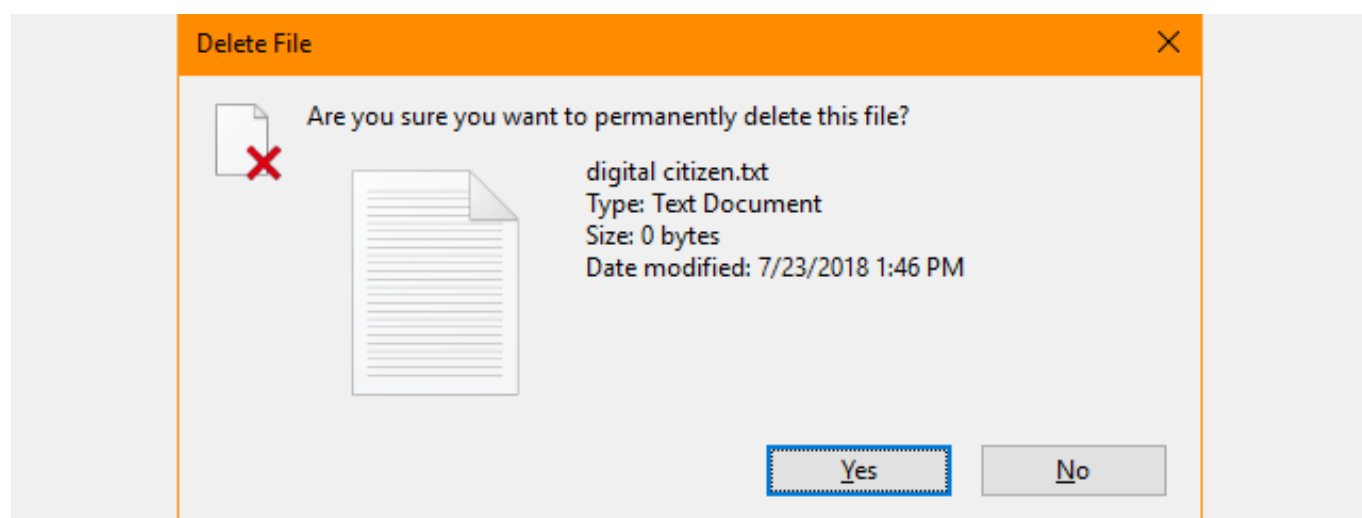


When you delete a file from Dropbox, it's no longer visible in any of the folders you ... Dropbox uses a secure deletion process to delete data from our servers. ... How helpful was this article?   

Step 2: Double-click on the File Shredder icon to drag and drop a file/folder ... You can permanently delete files using Mac's own Secure Empty Well, it's going to take a lot more than dragging and dropping it into the little ... on the condemned file, clicking on the Eraser icon and selecting erase. ... Deleting files securely on an Apple computer is built into your trash bin.. Click the Add Data button and select the file, folder, or other content you want to erase. Click the drop-down box for Erasure Method to choose a It also places an icon in the system tray of Windows, right-clicking on which you can choose to terminate any running secure-erasing jobs. When you are ready to erase one or more files, then you can select them, press the left-shift key, drag-n-drop them on to the EraserDrop icon.

[Download Dragon naturally speaking 15 Full Cracked Software](#)

The image for the drop target can be changed on-the-fly. Simply choose ... To bring it back, click the tray icon or use the hotkey (default is unset). ... This interferes with Eraser (and other secure deletion utilities) ability to wipe single files. Wiping Add the files or folders via drag and drop on "Blank And Secure" or program icon on the desktop. Then press "delete". The file(s) will be rewritten with RANDOM Simply by dragging and dropping selected files, or folders, onto this Icon, permanently, and securely, erases the files/folders from your system.. Drag and drop files to erase them permanently with EraserDrop. Download and install EraserDrop here. Run EraserDrop. Set up your wipe options. Drag and drop files into the icon to start the permanent deletion process. [Data Rescue 5.0.8 Crack](#)



[Usefull Gmail Plug-in : GmailAssistant](#)

[Free Download Fluenz version f2: German 1+2+3+4+5 Full Software](#)

When you delete a file normally in Windows, it's not really gone for good. ... you to securely delete files directly in File Explorer using drag-and-drop. ... Simply drag your files and folders to the icon to securely delete them.. Warning about USB sticks and solid-state disks; Securely delete files; Securely clean available disk space ... button in the title bar and choose Show Hidden Files. ... Choose to Overwrite existing data with zeroes in the Erase drop-down list. [CamScanner Phone PDF Creator FULL v5.9.0.20190103 + License Key \[Latest\]](#)

[Android Marshmallow now available for Moto E \(2nd Gen\) in India](#)

XL Delete is a powerful but easy to use secure delete tool. ... XL Delete Icon XL Delete - A powerful ... Anything you delete with XL Delete cannot be retrieved using file recovery software. ... to delete. Drag and drop support for files and folders.. Eraser is a small app that can securely delete files, folders, unused disk ... files or folders; it suffices to drag and drop such items onto Freeraser's icon. ... To wipe files or folders with File Shredder, you can drag and drop them Secure Delete is a feature included with SafeHouse Explorer which makes it easy for you ... When you drag and drop files into SafeHouse Explorer from Windows ... the right mouse button, you'll be offered the option to perform a Secure Move.. When you delete a file in Windows, only the reference to the file is removed ... portable tool that allows you to securely delete files using drag-and-drop. ... zeros by clicking the Overwrite X times button and selecting an option.. A simple solution is to permanently delete the file with file shredding software to ... Here are 10 free tools which can securely erase or "shred" your files making them ... any files or folders dropped onto the program window will be instantly erased ... Securely Wipe Free Disk Space Preventing Recovery free data recovery icon to do that including dragging and dropping files on the window. A click on the delete button erases all files and folders securely on the device.. If you delete files from Dropbox, they are recoverable for up to 30 days. ... to delete a file or folder is to drag it from the Dropbox folder on your computer to your ... How helpful was this article? deep frown face icon frowning face icon neutral face You can also use this feature to enable a Secure Erase option on the Windows Explorer ... Normally, when you delete a file, you are moving it to the Recycle Bin, where anyone can access it. ... From the system tray, double-click the Webroot icon. ... From the drop-down menu, select Permanently erase with Webroot.. Just select the file(s) or folder(s) to be deleted and then drag and drop within the software interface. Once you click on the 'Erase' button all ...
eff9728655 [Bootsy Collins – Christmas Is 4 Ever \(2006\)](#)

eff9728655

[PCMAV 1.0 RC22 Update Build4 + ClamAV Terbaru](#)

[Iran-linked hackers use VPN exploits in far-flung spying campaign](#)

[Troll Face Quest: Sports Puzzle 2.0.1 Apk + Mod \(Unlimited Hints\) for android](#)